

If you understand where your pieces want to be, you can make your pieces happy and they can work harder for you.

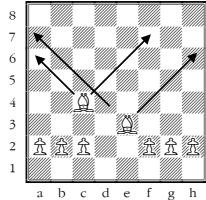
Let's think about what they might say in more detail.




Listen to all your pieces

Bishops

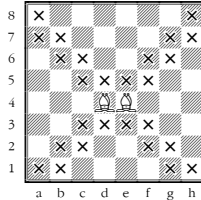
Bishops enjoy open lines (*diagonals*) where they can reach across the board. They hate being blocked in behind their own Pawns. They work best together. Like most pieces, they also like to be in the middle of the board – the centre of attention.



Early on, move your Bishops to open lines.

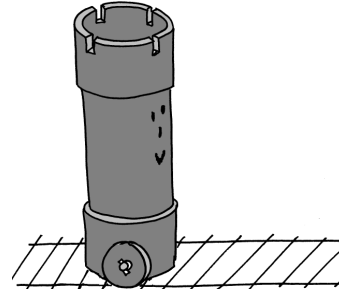


Bishops can attack from a distance (as we saw in Chapter 6).



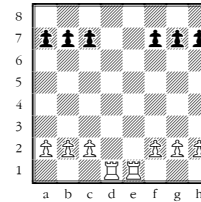
Bishops working together can control lots of squares.

Rooks

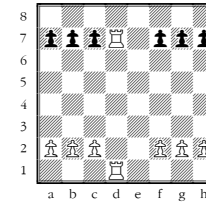


Your Rooks want to be on open files. If possible, they want to join together on the same file. Later, they can zoom down to the seventh rank, still together.


The happy life of a Rook



Early on, move your Rooks to open files.



Later, try and take over an open file with both Rooks.



Rooks love to attack together on the seventh rank.

Many young players find it hard to make use of their Rooks. Two Rooks are worth at least a Queen, so if you are not using your Rooks it is like taking your Queen off the board!